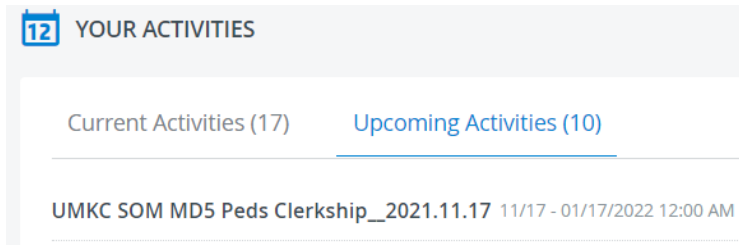
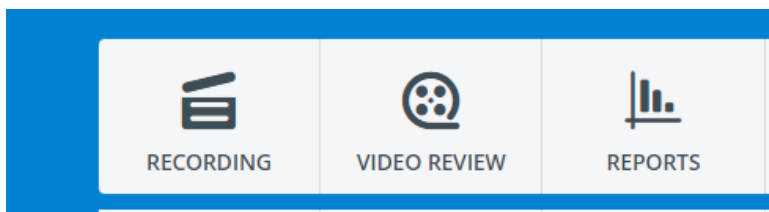


LearningSpace Instructions for Faculty


1. Log in at learningspace.umh.edu/ using UMKC SSO credentials.
2. This will bring you to your dashboard, which will display your current activities and three modules.



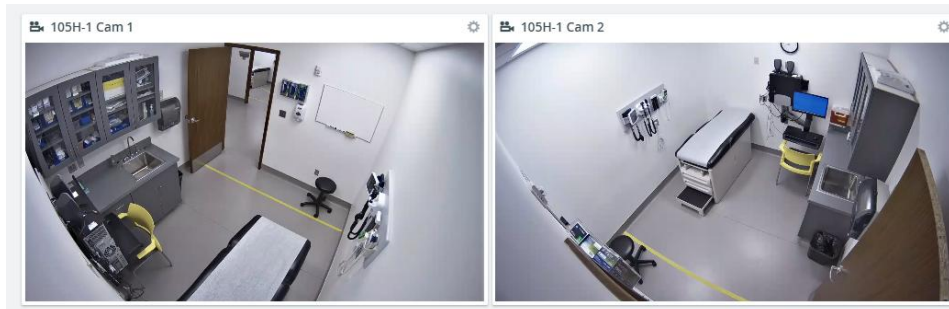
3. To observe a patient exam live, click on the **Recording** tab.




4. The 4 H-Suites where patient exams take place will appear as shown.



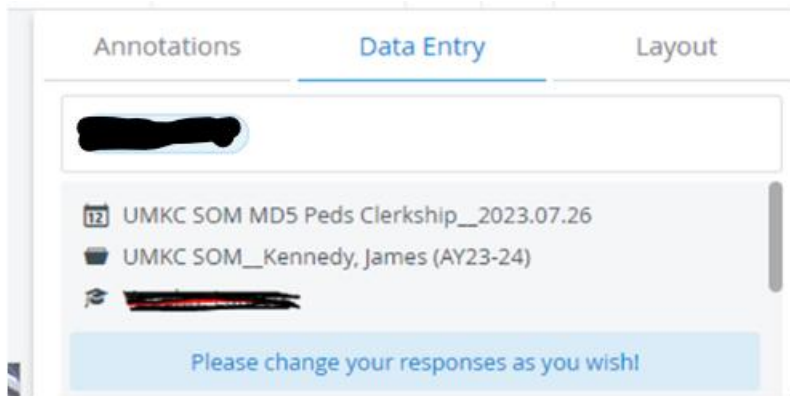
5. Refer to your student schedule and select the room that you are scheduled to observe by clicking in the white area on the top edge of that room's window.
6. You will now have two angles to observe the room from.



7. Clicking on the gear wheel in the corner will open control menu.



8. From here you can mute/unmute, zoom in or out, or pop the window into full screen.
9. Your checklist is located under Data Entry on the right side of the screen.



Need Help?

For questions or technical assistance, please contact Corynne Nixon at cjnnhx@umkc.edu.